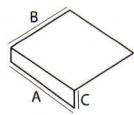


Soluciones de escaleras

Cerama Tread



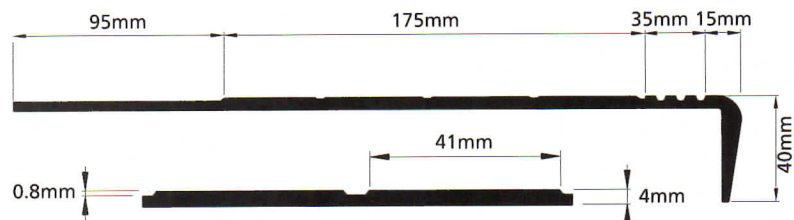
mm.



A x B x C (cm)



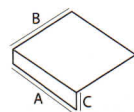
Homogeneous	4,0	122 x 32 x 4	10	2,4
-------------	-----	--------------	----	-----



Deco Tread



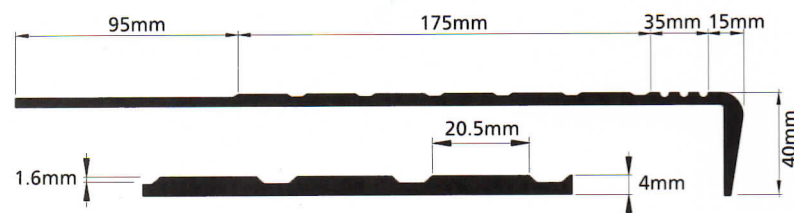
mm.




A x B x C (cm)



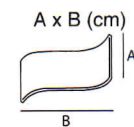
Homogeneous	4,0	122 x 32 x 4	10	2,4
-------------	-----	--------------	----	-----



Solval



mm.



8,4 x 1000



Double backing	3,0	8,4 x 1000	1	0,4
----------------	-----	------------	---	-----



Refiérase a la carta de colores de Baldosas con Relieve (pág 35) para el rango de colores disponible en Deco Tread, Cerama Tread y Solval.